



# PIEZO BUTTON



## MANUAL DE INSTALACION





# PIEZO BUTTON USER'S GUIDE

'PUSH TO EXIT' SWITCH

## 1 Description

The BEA Piezo Button (10PIEZO241) incorporates piezoelectric technology to convert physical touch (pressure) of the push button from mechanical to electrical energy. This technology, a weather resistant design and digital timing circuits, provides a push button designed to last a lifetime. Piezo Button has an adjustable output timer ranging from 1 to 40 seconds. The LED ring can be illuminated in brilliant red, vibrant green or disabled. Piezo Button has two separate outputs – Normally Open and Normally Closed and can be configured for Fail Safe or Fail Secure.



## 2 Specifications

DESCRIPTION	SPECIFICATION
VOLTAGE INPUT	12 to 24 VDC (Auto-Sensing)
HOLD TIME	1 sec. to 40 secs. (Adjustable)
CURRENT - LEDs are ON	40mA (Idle), 60mA (Active)
- LEDs are OFF	10mA (Idle), 40mA (Active)



## 3 Precautions

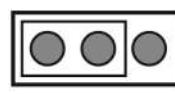


- ❑ Shut off all power in access control circuit before attempting any wiring procedures.
- ❑ Maintain a clean & safe environment when working in public areas.
- ❑ Constantly be aware of pedestrian traffic around the door area.
- ❑ Always stop pedestrian traffic through the doorway when performing tests that may result in unexpected reactions by the door.
- ❑ ESD electrostatic discharge: Circuit boards are vulnerable to damage by electrostatic discharge. Before handling any board ensure you dissipate your body's charge.
- ❑ Always check placement of all wiring before powering up to insure that moving door parts will not catch any wires and cause damage to equipment.
- ❑ DO NOT attempt any internal repair of the Piezo Button. All repairs and/or component replacements must be performed by BEA, Inc. Unauthorized disassembly or repair:
  1. May jeopardize personal safety and may expose one to the risk of electrical shock.
  2. May adversely affect the safe and reliable performance of the product will result in a voided product warranty.

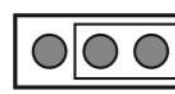
## 4 Settings

### 1 Fail Safe & Fail Secure (J1)

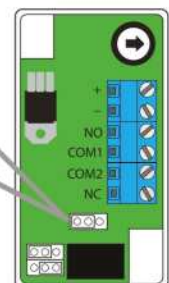
JUMPER J1 SETTING	RELAY OUTPUT	
	In Normal Position	When Button Pressed
Fail Safe	ON	OFF
Fail Secure	OFF	ON



FAIL SAFE

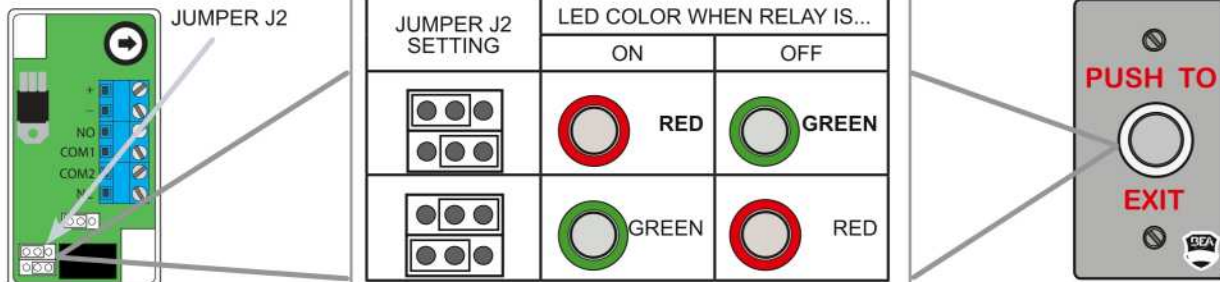


FAIL SECURE



## 4 Settings (Continued)

### 2 LED Color Scheme (J2)



### 3 External LED Control

The LEDs can be controlled externally if desired.

1. Remove both jumpers from the J2 Block.
  2. Connect the middle of the three pins on each jumper block to ground.
  3. Connect the left pins for GREEN color when the relay is ON.
  4. Connect the right pins for RED color when the relay is ON.
- Labels in the diagrams include: "TO GROUND", "CONNECT EITHER PIN FOR GREEN LED", and "CONNECT EITHER PIN FOR RED LED".

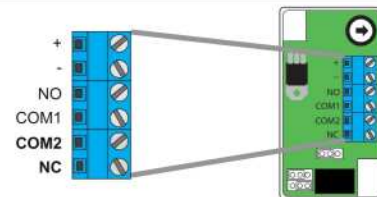
## 5 Installation

### 1 Connect Output Relay

The BEA Piezo Switch can be configured to offer Normally Open (NO) and Normally Closed (NC) relay output.

**NORMALLY OPEN** - Connect the common lead to the COM1 and the positive lead to the NO terminals.

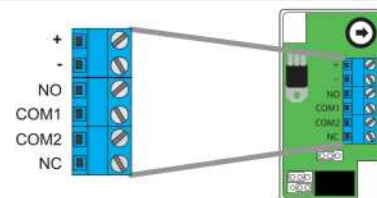
**NORMALLY CLOSED** - Connect the common lead to the COM2 and the positive lead to the NC terminals.



### 2 Connect Power

The BEA Piezo Pushbutton auto senses input power between 12VDC and 24VDC.

1. Connect the positive lead from the power supply (not supplied) to the + terminal.
2. Connect the negative lead from the power supply (not supplied) to the - terminal.



## 6 Company Contact



Do not leave problems unresolved. If a satisfactory solution cannot be achieved after troubleshooting a problem, please call BEA, Inc. If you must wait for the following workday to call BEA, leave the door inoperable until satisfactory repairs can be made. Never sacrifice the safe operation of the automatic door or gate for an incomplete solution.

The following numbers can be called 24 hours a day, 7 days a week. For more information, visit [www.beasensors.com](http://www.beasensors.com).

**US and Canada:** 1-866-249-7937  
**Canada:** 1-866-836-1863  
**Northeast:** 1-866-836-1863

**Southeast:** 1-800-407-4545  
**Midwest:** 1-888-308-8843  
**West:** 1-888-419-2564





Puertas & Portones Automáticos, S.A. de C.V.  
*¡Nuestra pasión es la Solución!....*

